



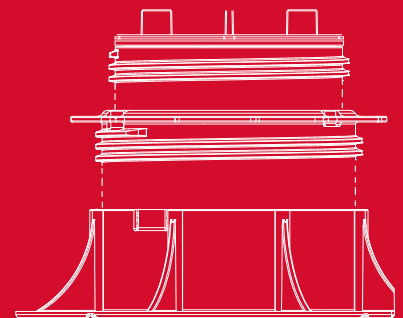

An innovative **NEW** pedestal that covers more ranges than any other adjustable pedestals in the industry. Suitable for use with all paver types. The **Prime Pedestal** incorporates the features of the NM and SE pedestals combined. It utilizes the self leveling head, tall range, and high weight capacity to create the one-of-a-kind industry changing pedestal.



### FEATURES

- Various Heights from 1.20" - 16" with Only Three Products
- A Single Product with All the Integrated Elements
- Reduction of Warehouse Space
- Patented Base with "Slots" for Fast "Clip" Attachment
- A Single Cut of the Base to Make the Corner
- Insertion "Head Block" to Achieve a Single Self-Leveling or Fixed Product
- No Additional Rings, Tubes or Extensions Needed
- Compatible with all Accessories
- Transport Costs Considerably Reduced as the Product is Already Assembled

### Specifications



3310 N. Benzing Road  
Orchard Park, NY 14127

800.828.8424  
www.mrpsupports.com

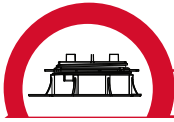


### DIMENSIONS

Base Diameter	8"
Head Diameter	6"
PR Prime 1	1.20"-2.55"
PR Prime 2	2.55"-6.10"
PR Prime 3	6.10"-16"
Load Capacity	2,205 lbs.



# PR PRIME PEDESTALS Specifications



## PR PRIME 1

PR1	UNIT	VALUE	TOLERANCE
MIN HEIGHT	mm	30	+/- 1,0
MAX HEIGHT	mm	65	+/- 1,5
WEIGHT	kg	0.263	+/- 5 %

\*The code refers to BASE + SCREW + INTEGRATED EXTENSION.



## PR PRIME 2

PR2	UNIT	VALUE	TOLERANCE
MIN HEIGHT	mm	65	+/- 1,0
MAX HEIGHT	mm	155	+/- 1,5
WEIGHT	kg	0.465	+/- 5 %

\*The code refers to BASE + SCREW + INTEGRATED EXTENSION.



## PR PRIME 3

PR3	UNIT	VALUE	TOLERANCE
MIN HEIGHT	mm	155	+/- 1,0
MAX HEIGHT	mm	420	+/- 1,5
WEIGHT	kg	0.920	+/- 5 %

\*The code refers to BASE + SCREW + INTEGRATED EXTENSION.



## EXTENSION

HEIGHT	SIZE	PIECES PER BOX
PR3 + 1 PPR EXTENSION	315-595 mm	12 PR3 + 12 PPR
PR3 + 2 PPR EXTENSION	415-770 mm	12 PR3 + 2 X 12 PPR
PR3 + 3 PPR EXTENSION	520-945 mm	12 PR3 + 3 X 12 PPR



## INSTALLATION

The product is laid dry, without the need for adhesives or other types of fixings.



## HEADS

HEAD	DESCRIPTION
	Two-Component Self-Leveling Head
	Self-Leveling Two-Component XL Head*
	Self-Leveling Head for Decking
	Two-Component Self-Leveling Head for Aluminum Joist
	Two-Component Self-Leveling Cross Head for Aluminum Joist

\*With XL head, height of all the PR range increases of 4 mm.



800.828.8424  
www.mrpsupports.com